



Heat resistant tempered glass or stainless steel lid offer storage and display flexibility

High load limit maximises storage

Perfect seal for energy efficiency

Integrated lock and key secures merchandise

Fully populated with durable PVC-coated storage baskets (glass top only)

Quick-drain plug simplifies defrost and cleaning

Castors make movement & placement easy

2m lead and 10A plug included for simple plug-in installation

Corrosion-resistant construction provides longevity

Digital temperature display enables quick quality control

Bromic's European-built Chest Freezers offer reliable and efficient refrigeration, available with a number of lids to suit specific applications, such as display, storage or as an additional standalone work space.

45. Angled Glass Top Chest Freezer

Bromic's Angled Glass Top Chest Freezers prioritise product visibility by tilting its curved glass top towards customers.

These units feature easy-clean condensers to keep condensation on the lockable sliding glass doors to a minimum in even the harshest Australian conditions.



46. Flat Glass Top Chest Freezer

Bromic's Flat Top Chest Freezers offer versatility in frozen storage and retail display across a wide capacity range (191L-670L).

Provided completely populated with PVC-coated storage baskets, these units feature easy-clean condensers to keep condensation on the lockable sliding glass doors to a minimum in even the harshest Australian conditions.



47. Flat Stainless Steel Top Chest Freezer

Bromic's Flat Stainless Steel Top Chest Freezers are designed to provide a durable workspace and deep-freeze storage solution all-in-one.

Suitable for storing fresh produce, such as meat or vegetables, for long periods at as low as -25°C in ambient temperatures as high as 35°C, these units are perfect for maximising bench space while minimising wastage.

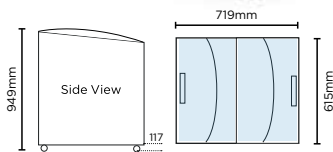


48. Specification Reference Guide

CHEST FREEZERS

Chest Freezers

Display Chest Freezers



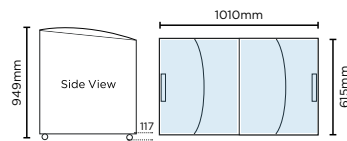
CF0200ATCG

Angled Glass Top 176L Chest Freezer

Part No.	Capacity	Weight
3735301	176L	57kg

	External (mm)	Internal (mm)
Width	719	600
Depth	615	495
Height	949	708

- Smooth curved sliding glass lids in aluminium top frame with integrated lock
- Lockable front castors make movement and placement easy
- 2 display baskets included
- Temperature range: -22°C to -12°C



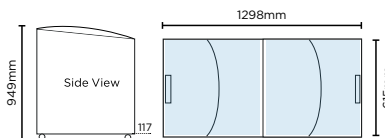
CF0300ATCG

Angled Glass Top 264L Chest Freezer

Part No.	Capacity	Weight
3735302	264L	70kg

	External (mm)	Internal (mm)
Width	1010	890
Depth	615	495
Height	949	708

- Smooth curved sliding glass lids in aluminium top frame with integrated lock
- Lockable front castors make movement and placement easy
- 4 display baskets included
- Temperature range: -22°C to -12°C



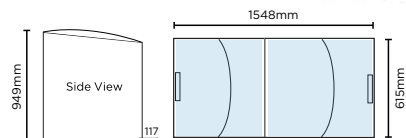
CF0400ATCG

Angled Glass Top 352L Chest Freezer

Part No.	Capacity	Weight
3735303	352L	81kg

	External (mm)	Internal (mm)
Width	1298	1180
Depth	615	495
Height	949	708

- Smooth curved sliding glass lids in aluminium top frame with integrated lock
- Lockable front castors make movement and placement easy.
- 5 display baskets included
- Temperature range: -22°C to -12°C
- Capacity is 352L



CF0500ATCG

Angled Glass Top 427L Chest Freezer

Part No.	Capacity	Weight
3736203	427L	96kg

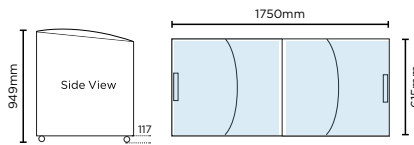
	External (mm)	Internal (mm)
Width	1548	1430
Depth	615	495
Height	949	708

- Smooth curved sliding glass lids in aluminium top frame with integrated lock
- Lockable front castors make movement and placement easy
- 6 display baskets included
- Temperature range: -22°C to -12°C



Chest Freezers

Display Chest Freezers



CF0600ATCG

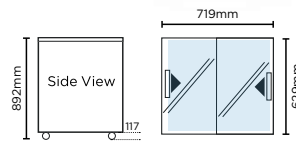
Angled Glass Top 555L Chest Freezer

Part No. 3736204 **Capacity** 555L **Weight** 114kg

	External (mm)	Internal (mm)
Width	1750	1630
Depth	615	495
Height	949	708

- Smooth curved sliding glass lids in aluminium top frame with integrated lock
- Lockable front castors make movement and placement easy
- 6 display baskets included
- Temperature range: -22°C to -12°C

NEW
2 YEAR
Warranty
LABOUR
& PARTS



CF0200FTFG

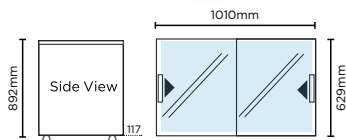
Flat Glass Top 191L Chest Freezer

Part No. 3735308 **Capacity** 191L **Weight** 58kg

	External (mm)	Internal (mm)
Width	719	600
Depth	629	510
Height	892	663

- Smooth sliding glass lids in aluminium top frame with integrated lock
- Lockable front castors make movement and placement easy
- 2 display baskets included
- Temperature range: -22°C to -12°C

NEW
2 YEAR
Warranty
LABOUR
& PARTS



CF0300FTFG

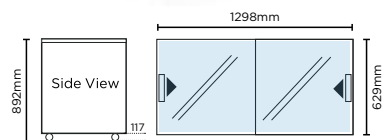
Flat Glass Top 296L Chest Freezer

Part No. 3735309 **Capacity** 296L **Weight** 70kg

	External (mm)	Internal (mm)
Width	1010	890
Depth	629	510
Height	892	663

- Smooth sliding glass lids in aluminium top frame with integrated lock
- Lockable front castors make movement and placement easy
- 4 display baskets included
- Temperature range: -22°C to -12°C

NEW
2 YEAR
Warranty
LABOUR
& PARTS



CF0400FTFG

Flat Glass Top 401L Chest Freezer

Part No. 3735310 **Capacity** 401L **Weight** 80kg

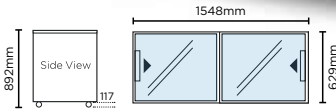
	External (mm)	Internal (mm)
Width	1298	1180
Depth	629	510
Height	892	663

- Smooth sliding glass lids on aluminium top frame with integrated lock
- Lockable front castors make movement and placement easy
- 5 display baskets included
- Temperature range: -22°C to -12°C

NEW
2 YEAR
Warranty
LABOUR
& PARTS

Chest Freezers

Display & Storage Chest Freezers



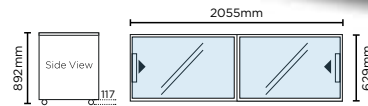
CF0500FTFG

Flat Glass Top 491L Chest Freezer

Part No.	Capacity	Weight
3735304	491L	101kg

	External (mm)	Internal (mm)
Width	1548	1430
Depth	629	510
Height	892	663

- Smooth sliding glass lids on aluminium top frame with integrated lock
- Lockable front castors make movement and placement easy
- 6 display baskets included
- Temperature range: -22°C to -12°C



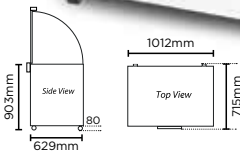
CF0700FTFG

Flat Glass Top 670L Chest Freezer

Part No.	Capacity	Weight
3735305	670L	120kg

	External (mm)	Internal (mm)
Width	2055	1930
Depth	629	510
Height	892	663

- Smooth sliding glass lids on aluminium top frame with integrated lock
- Lockable front castors make movement and placement easy
- 8 display baskets included
- Temperature range: -22°C to -12°C



CF0300FTSS

Flat Top Stainless Steel 296L Chest Freezer

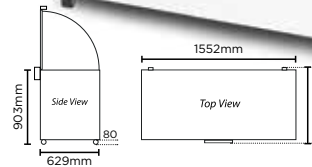
Part No.	Capacity	Weight
3735312	296L	65kg

	External (mm)	Internal (mm)
Width	1012	890
Depth	715	510
Height	903	682

- Ideal deep-freeze storage solution
- Easy-lift, 80mm dual-hinged stainless steel lids with integrated lock
- Lockable front castors make movement and placement easy
- 1 storage basket included
- Temperature range: -25°C to -15°C



Solid Stainless Steel Lid



CF0500FTSS

Flat Top Stainless Steel 492L Chest Freezer

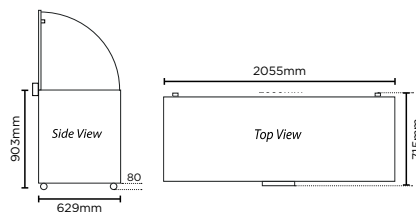
Part No.	Capacity	Weight
3735307	492L	94kg

	External (mm)	Internal (mm)
Width	1552	1430
Depth	715	510
Height	903	682

- Ideal deep-freeze storage solution
- Easy-lift, 80mm dual-hinged stainless steel lids with integrated lock
- Lockable front castors make movement and placement easy
- 2 storage baskets included
- Temperature range: -25°C to -15°C



Solid Stainless Steel Lid



CF0700FTSS

Flat Top Stainless Steel 675L Chest Freezer

Part No.	Capacity	Weight
3735306	675L	119kg

	External (mm)	Internal (mm)
Width	2055	1935
Depth	715	510
Height	903	682





- Ideal deep-freeze storage solution
- Easy-lift, 80mm dual-hinged stainless steel lids with integrated lock
- Lockable front castors make movement and placement easy
- 3 storage baskets included
- Temperature range: -25°C to -15°C



Solid Stainless Steel Lid

Chest Freezers






Specification Reference Guide

Model	CF0200ATCG 	CF0300ATCG 	CF0400ATCG 	CF0500ATCG 
Part Number	3735301	3735302	3735303	3736203
Ext. Width (mm)*	719	1010	1298	1548
Ext. Depth (mm)*	615	615	615	615
Ext. Height (mm)*	949	949	949	949
Capacity	176L	264L	352L	427L
Temp. Range	-22 to -12°C	-22 to -12°C	-22 to -12°C	-22 to -12°C
Max. Ambient Temp.	35°C	35°C	35°C	35°C
Refrigeration Power	190W	220W	300W	400W
Current	1.5A	1.9A	2.3A	2.6A
Gross Weight	57kg	70kg	81kg	96kg
Refrigerant	R404a	R404a	R404a	R404a
Plug Supplied	1	1	1	1
Power Supply	10A	10A	10A	10A
Features				
Main Light				
No. of Lids	2	2	2	2
Lid Type	Slide	Slide	Slide	Slide
Lid Shape	Curved	Curved	Curved	Curved
Safety Glass Lid	✓	✓	✓	✓
Stainless Steel Lid				
Door Lock	✓	✓	✓	✓
Temp. Display	Digital	Digital	Digital	Digital
Lockable Front Castors	✓	✓	✓	✓
No. of Baskets	2	4	5	6
Colour	White	White	White	White
Warranty				
Parts (Years)	2	2	2	2
Labour (Years)	2	2	2	2

*Dimensions exclude handle protrusions





Chest Freezers

Display & Storage Chest Freezers

Model	CF0600ATCG 	CF0200FTFG 	CF0300FTFG 	CF0400FTFG 	CF0500FTFG 
Part Number	3736204	3735308	3735309	3735310	3735304
Ext. Width (mm)*	1750	719	1010	1298	1548
Ext. Depth (mm)*	615	629	629	629	629
Ext. Height (mm)*	949	892	892	892	892
Capacity	555L	191L	296L	401L	491L
Temp. Range	-22 to -12°C	-22 to -12°C	-22 to -12°C	-22 to -12°C	-22 to -12°C
Max. Ambient Temp.	35°C	35°C	35°C	35°C	35°C
Refrigeration Power	420W	190W	220W	300W	400W
Current	2.75A	1.5A	1.9A	2.3A	2.6A
Gross Weight	114kg	58kg	70kg	80kg	101kg
Refrigerant	R404a	R404a	R404a	R404a	R404a
Plug Supplied	1	1	1	1	1
Power Supply	10A	10A	10A	10A	10A
Features					
Main Light					
No. of Lids	2	2	2	2	2
Lid Type	Slide	Slide	Slide	Slide	Slide
Lid Shape	Curved	Flat	Flat	Flat	Flat
Safety Glass Lid	✓	✓	✓	✓	✓
Stainless Steel Lid					
Door Lock	✓	✓	✓	✓	✓
Temp. Display	Digital	Digital	Digital	Digital	Digital
Lockable Front Castors	✓	✓	✓	✓	✓
No. of Baskets	6	2	4	5	6
Colour	White	White	White	White	White
Warranty					
Parts (Years)	2	2	2	2	2
Labour (Years)	2	2	2	2	2

Chest Freezers

Specification Reference Guide

Model	CF0700FTFG 	CF0300FTSS 	CF0500FTSS 	CF0700FTSS 
Part Number	3735305	3735312	3735307	3735306
Ext. Width (mm)*	2055	1012	1552	2055
Ext. Depth (mm)*	629	715	715	715
Ext. Height (mm)*	892	903	903	903
Capacity	670L	296L	492L	675L
Temp. Range	-22 to -12°C	-25 to -15°C	-25 to -15°C	-25 to -15°C
Max. Ambient Temp.	35°C	35°C	35°C	35°C
Refrigeration Power	440W	175W	400W	425W
Current	2.9A	1.2A	2.6A	2.9A
Gross Weight	120kg	65kg	94kg	119kg
Refrigerant	R404a	R404a	R404a	R404a
Plug Supplied	1	1	1	1
Power Supply	10A	10A	10A	10A
Features				
Main Light		✓	✓	✓
No. of Lids	2	1	1	1
Lid Type	Slide	Hinged	Hinged	Hinged
Lid Shape	Flat	Flat	Flat	Flat
Safety Glass Lid	✓			
Stainless Steel Lid		✓	✓	✓
Door Lock	✓	✓	✓	✓
Temp. Display	Digital	Digital	Digital	Digital
Lockable Front Castors	✓	✓	✓	✓
No. of Baskets	8	1	2	3
Colour	White	White	White	White
Warranty				
Parts (Years)	2	2	2	2
Labour (Years)	2	2	2	2